


# OIHA Show 2

## Western Showmanship


Show Date: 09-24-2017

w w w . H o r s e S h o w P a t t e r n s . c o m

w w w . H o r s e S h o w P a t t e r n s . c o m



1. Trot to B.
2. Stop at B.
3. Back around B.
4. Perform a 90 degree turn.
5. Walk to judge and set up for inspection.
6. When dismissed walk to line-up.

Walk .....  
Trot - - - - -  
Back ←   
Marker (B)  
Judge (J)

[S/2-5]

Pattern Provided by:  
*OIHA Patterns Committee*

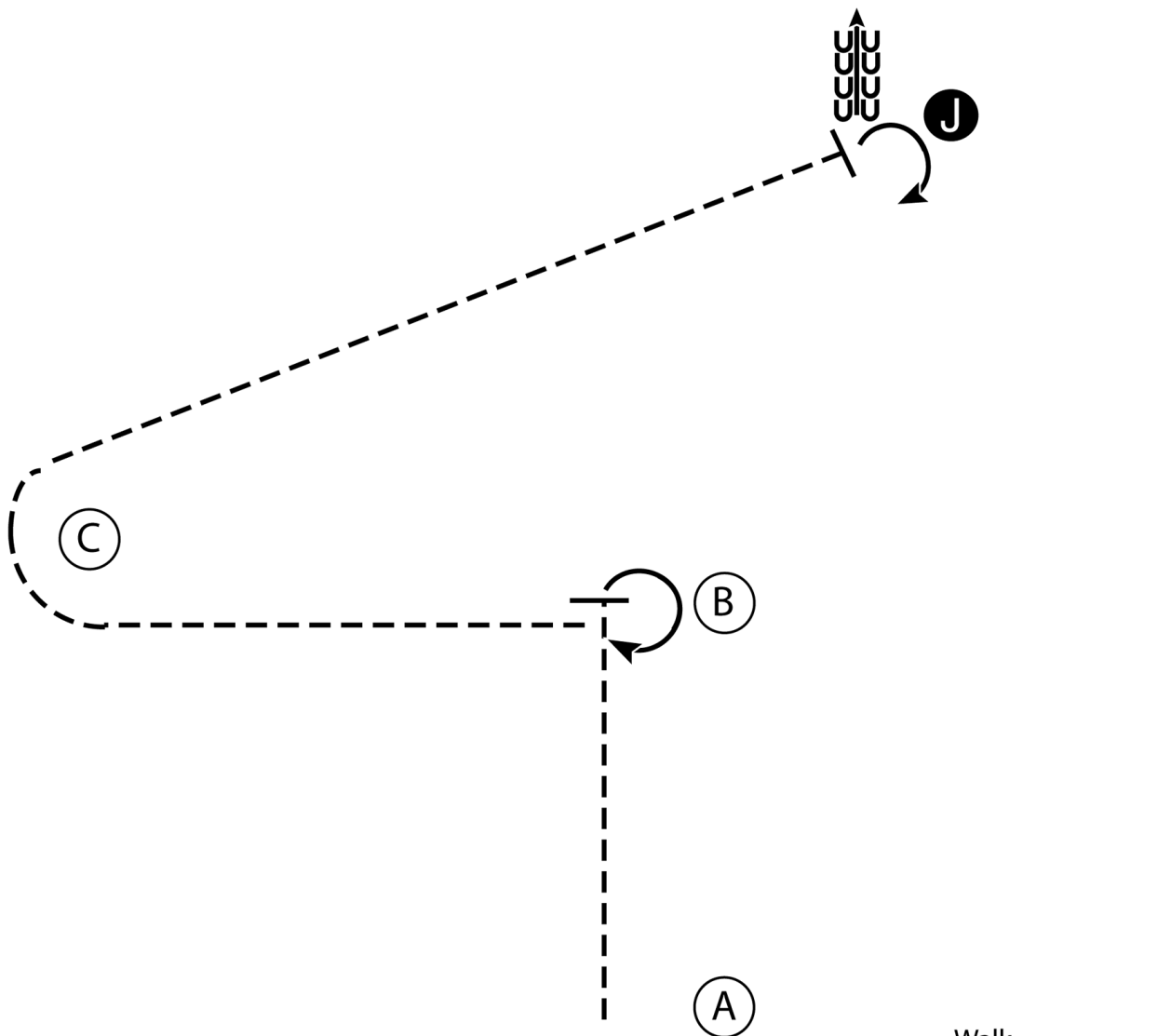
# OIHA Show 2

## Hunt Seat Showmanship

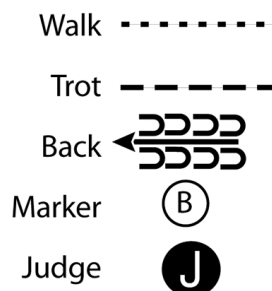
Show Date: 09-24-2017

w w w . H o r s e S h o w P a t t e r n s . c o m

w w w . H o r s e S h o w P a t t e r n s . c o m



1. Trot from A to B.
2. Stop and perform a 270 degree turn.
3. Trot from B, around C, to the Judge.
4. Stop and set up for inspection.
5. When dismissed perform a 110 degree turn.
6. Back six steps and follow instructions from ring steward.



[S/2-11]

Pattern Provided by:

*OIHA Patterns Committee*

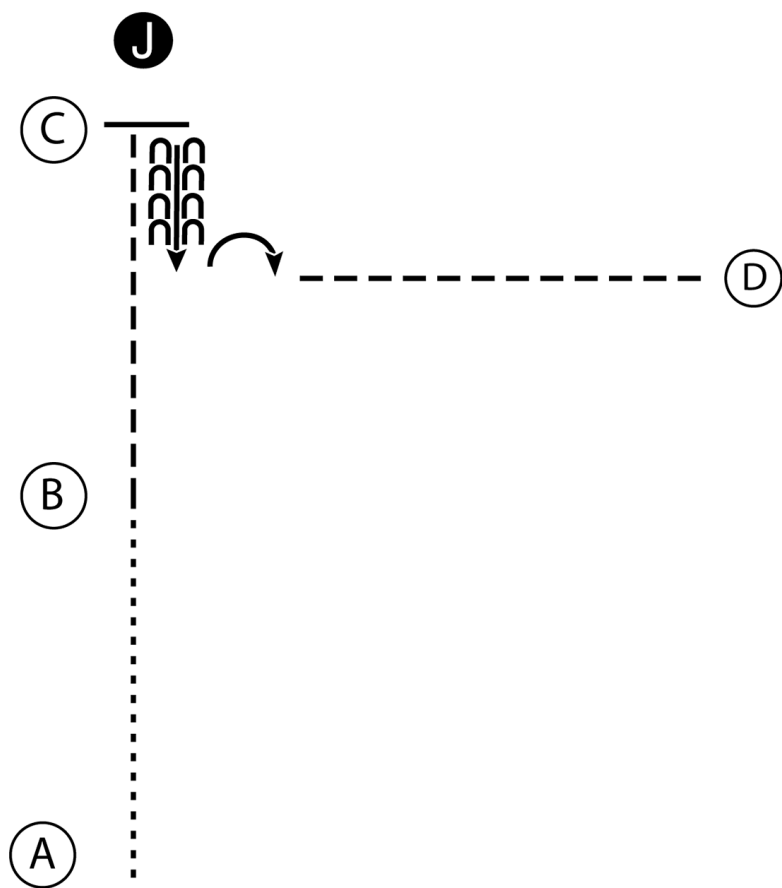
# OIHA Show 2

## Saddle Seat Showmanship

Show Date: 09-24-2017

w w w . H o r s e S h o w P a t t e r n s . c o m

w w w . H o r s e S h o w P a t t e r n s . c o m



1. Walk from A to B.
2. Trot from B to C.
3. Stop at C and set up for inspection.
4. When dismissed back four steps.
5. Perform a 90 degree turn and trot to D.

Walk .....  
Trot - - - - -  
Back ← C C C C C  
Marker (B)  
Judge (J)

[S/2-7]

Pattern Provided by:  
*OIHA Patterns Committee*

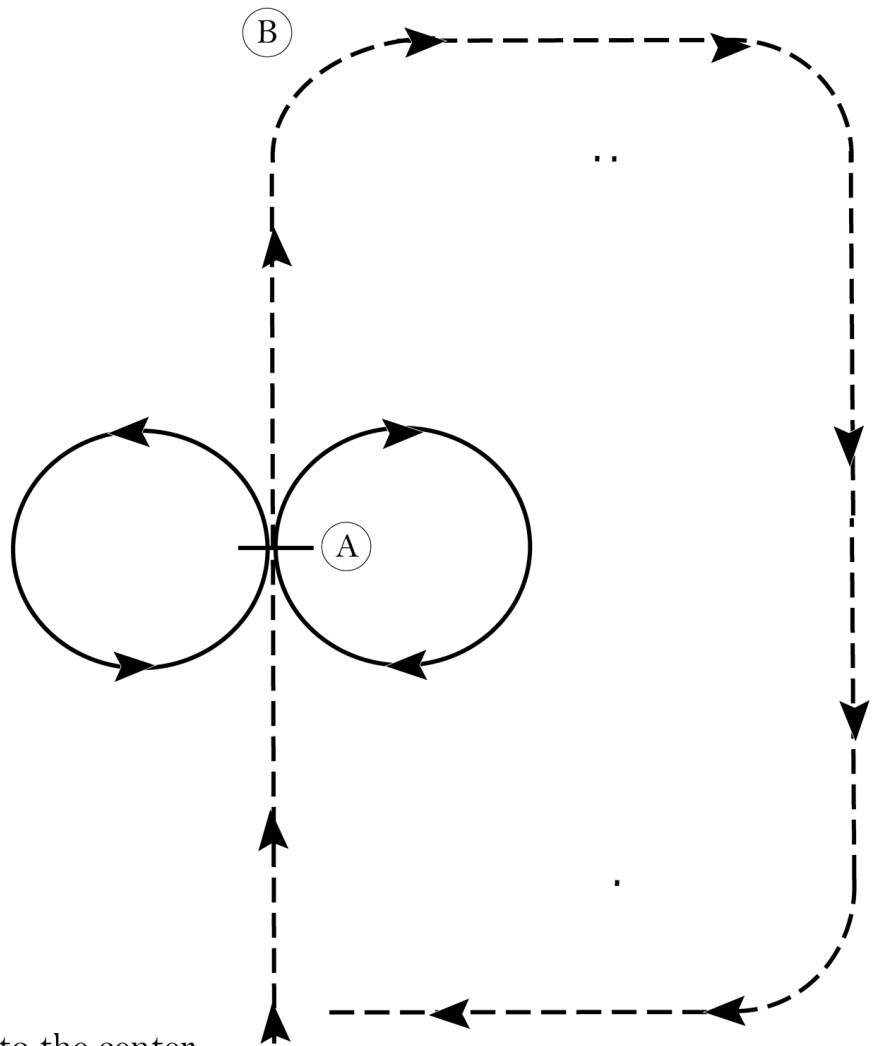
# OIHA Show 2

## Saddle Seat Pattern

Show Date: 09-24-2017

w w w . H o r s e S h o w P a t t e r n s . c o m

w w w . H o r s e S h o w P a t t e r n s . c o m



Enter the arena at the trot.

1. Trot down the center line to the center point of the arena (A). Stop briefly.
2. Canter a figure eight - the first circle clockwise and the second circle counter clockwise. Stop briefly.
3. Trot down the center line to the midpoint of the far end of the arena (B).
4. Make a right turn and proceed around the curve, down the straightaway, around the next curve and exit.

The workout has been completed - Thank You.

Walk	.....
Trot	-----
Extended Trot	-----
Canter	—————
Lead Change	
Back	
Reference Point	(B)

[SSE/7]

Pattern Provided by:

OIHA Patterns Committee

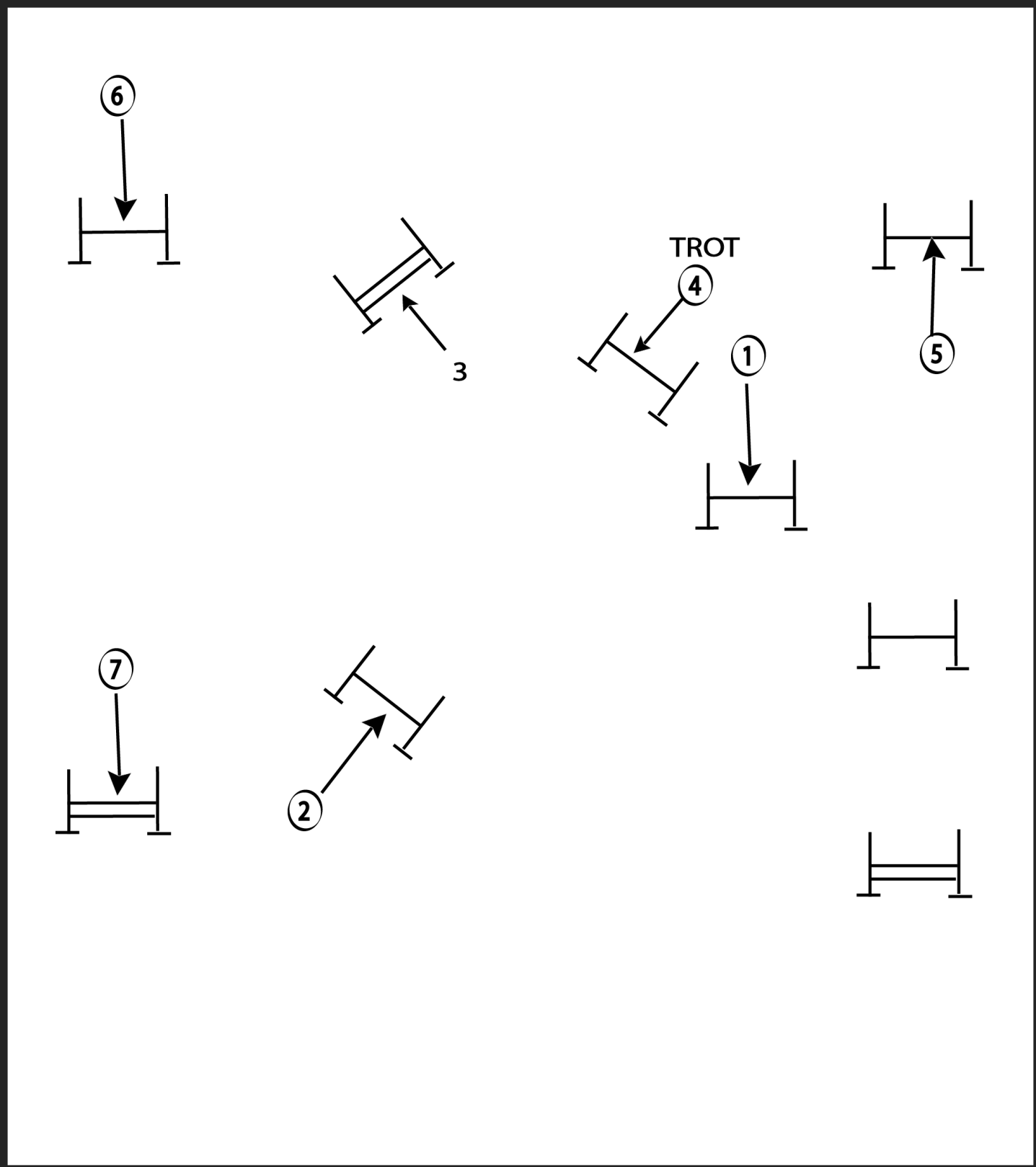
# OIHA Show 2

## Equitation over Fences

Show Date: 09-24-2017

w w w . H o r s e S h o w P a t t e r n s . c o m

w w w . H o r s e S h o w P a t t e r n s . c o m



[HSEOF/7]

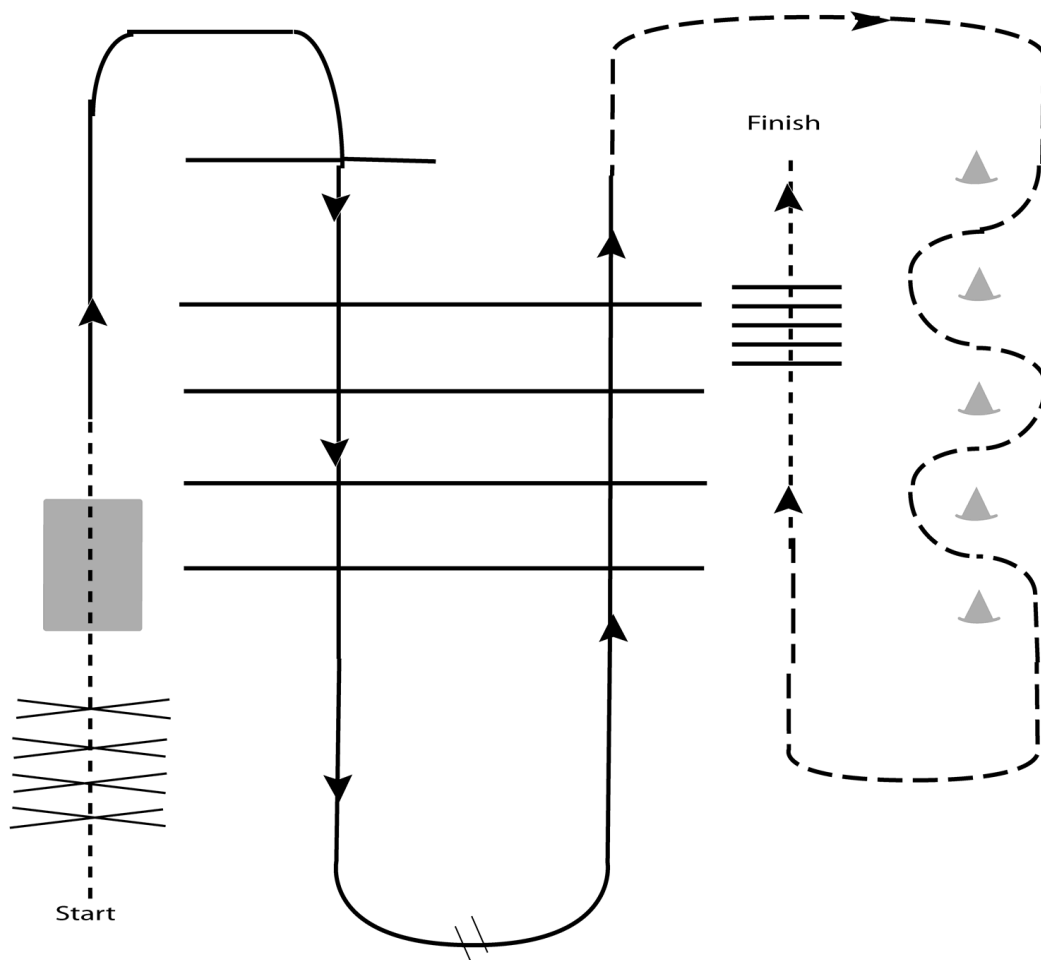
Pattern Provided by:

OIHA Patterns Committee

# OIHA Show 2

## Trail

Show Date: 09-24-2017



1. Walk over poles
2. Walk over bridge
3. Lope on the right lead through poles
4. Perform a flying or simple lead change and lope on the left lead through poles
- 5 Jog through serpentine
6. Walk over elevated poles to finish

Walk	-----
Jog	- - - - -
Extended Jog	- - - - -
Lope	—————
Leg Yield	
Lead Change	— / —
Back	← ← ← ← ←
Marker	Ⓚ
Sidepass	← — — — — →

[T/2-6]

Pattern Provided by:

*OIHA Patterns Committee*

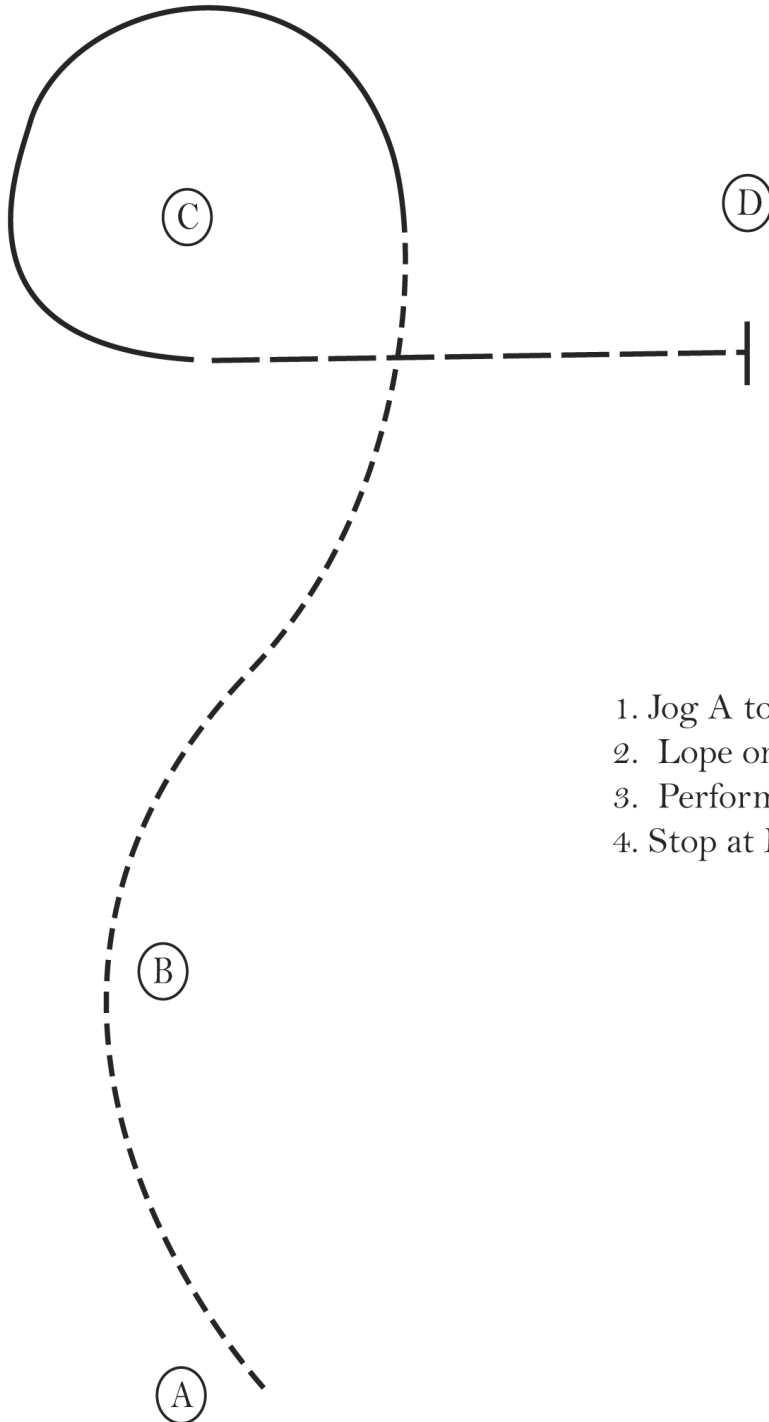
w w w . H o r s e S h o w P a t t e r n s . c o m

w w w . H o r s e S h o w P a t t e r n s . c o m

# OIHA Show 2

## Alumni

Show Date: 09-24-2017



1. Jog A to C
2. Lope on the left lead around C
3. Perform an extended jog from C to D
4. Stop at D

Walk	.....
Jog	-----
Extended Jog	-----
Lope	—————
Leg Yield	
Lead Change	↘
Back	←←←←← ←←←←←
Marker	⊙
Sidepass	←←←←←

[WH/1-4]

Pattern Provided by:

OIHA Patterns Committee