

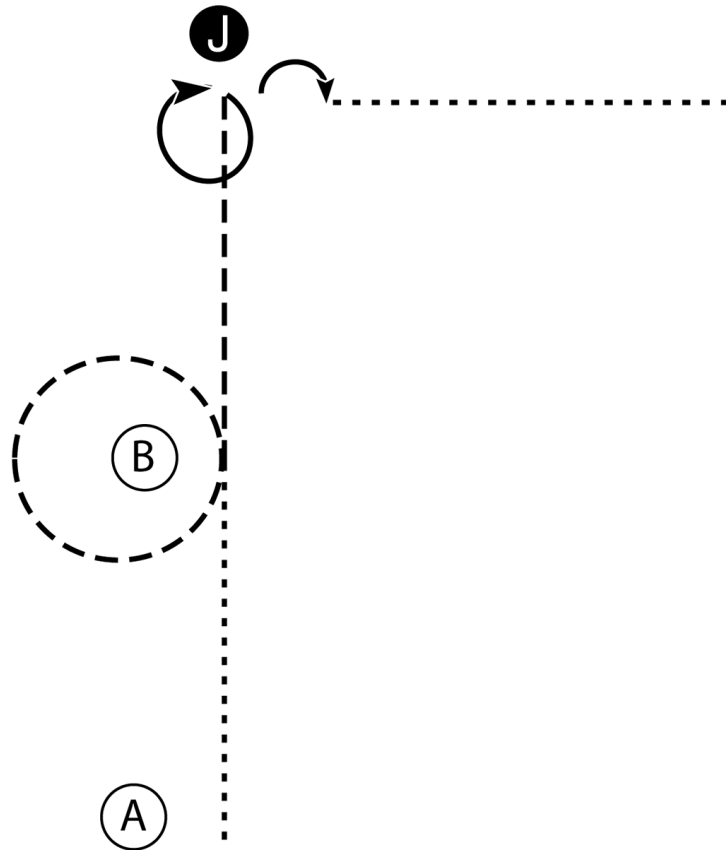
# OIHA Show 3

## Western Showmanship

Show Date: 10-01-2017

w w w . H o r s e S h o w P a t t e r n s . c o m

w w w . H o r s e S h o w P a t t e r n s . c o m



1. Walk from A to B.
2. At B trot. Trot a circle around B and continue to the Judge.
3. Stop and perform a 360 degree turn. Set up for inspection.
4. When dismissed perform a 90 degree turn.
5. Walk straight away from the Judge.

- Walk ..... (dotted line)
- Trot - - - - - (dashed line)
- Back ← (dotted line with arrows)
- Marker (B) (circle with B)
- Judge (J) (circle with J)

[S/2-8]

Pattern Provided by:  
*OIHA Patterns Committee*

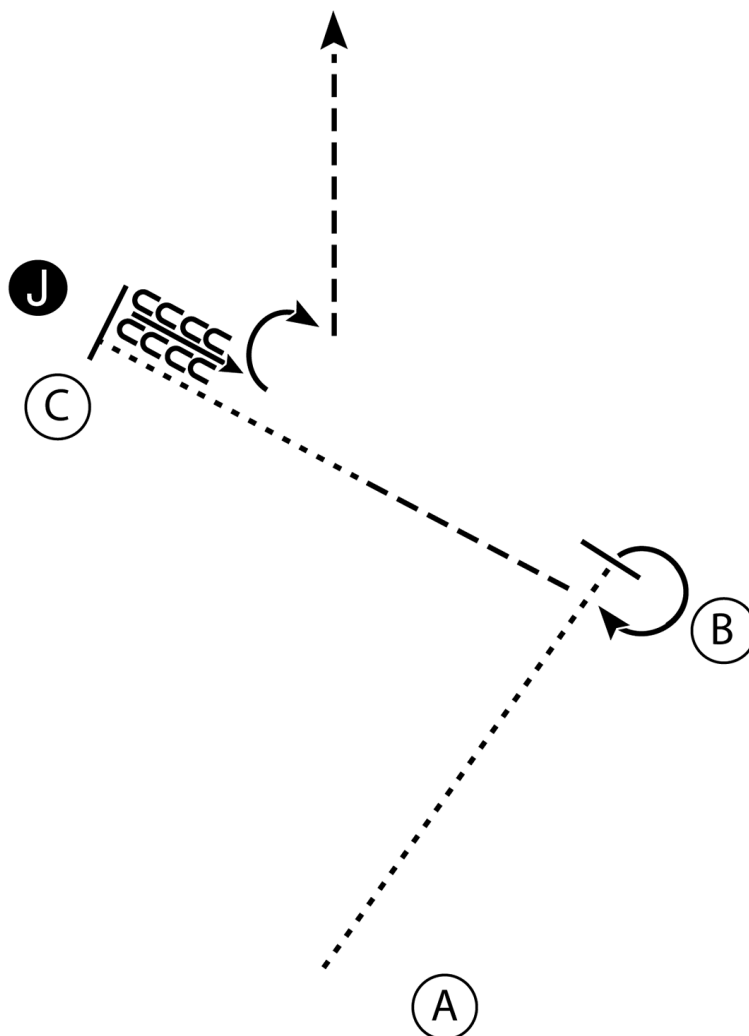
# OIHA Show 3

## Hunt Seat Showmanship

Show Date: 10-01-2017

w w w . H o r s e S h o w P a t t e r n s . c o m

w w w . H o r s e S h o w P a t t e r n s . c o m



1. Walk from A to B.
2. Stop and perform a 270 degree turn.
3. Trot half way to C, break to walk and walk to C.
4. Stop and set up for inspection.
5. When dismissed back four steps.
6. Perform a 90 degree turn and trot to line-up.

- Walk .....  
Trot - - - - -  
Back ← .....  
Marker (B)  
Judge (J)

[S/2-13]

Pattern Provided by:

OIHA Patterns Committee

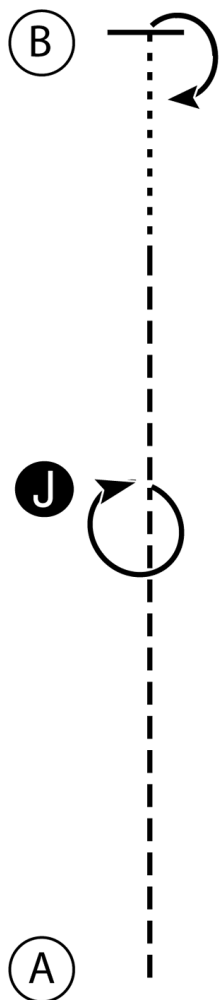
# OIHA Show 3

## Saddle Seat Showmanship

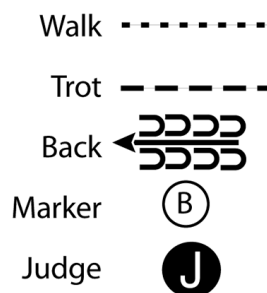
Show Date: 10-01-2017

w w w . H o r s e S h o w P a t t e r n s . c o m

w w w . H o r s e S h o w P a t t e r n s . c o m



1. Trot from A to the Judge.
2. Perform a 360 degree turn. Set up for inspection.
3. When dismissed trot half way to B.
4. Break to the walk and walk to B.
5. Stop and perform a 180 degree turn. Wait for instructions from the ring steward.



[S/2-18]

Pattern Provided by:

*OIHA Patterns Committee*

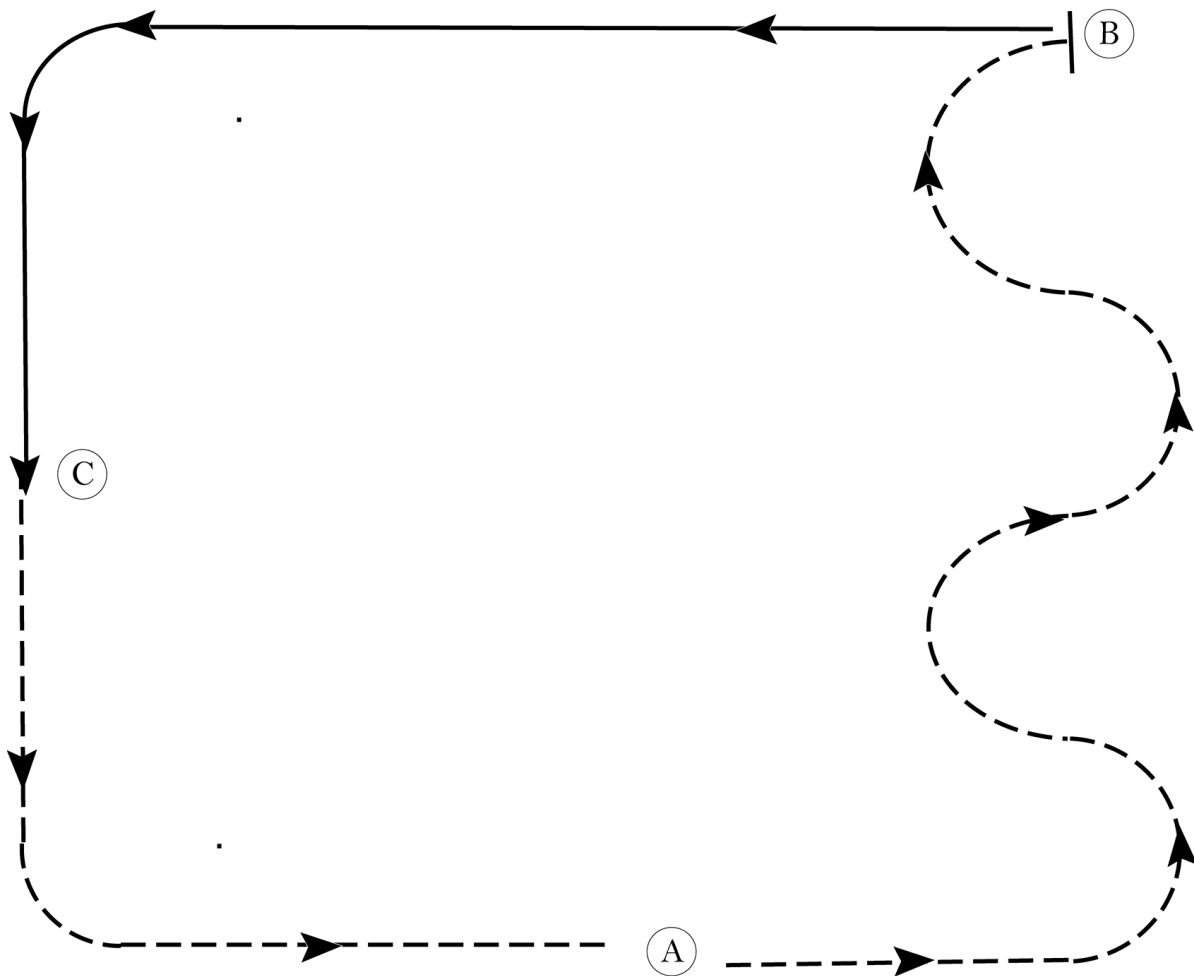
# OIHA Show 3

## Saddle Seat Pattern

Show Date: 10-01-2017

w w w . H o r s e S h o w P a t t e r n s . c o m

w w w . H o r s e S h o w P a t t e r n s . c o m



Begin at the mid-point of the in gate end of arena (A).

1. Enter arena at a trot (A) to the right and perform a serpentine consisting of four half-circles.
2. Stop briefly and reverse (B).
3. Canter along the rail, around the curve to the mid-point of the straightaway (C).
4. Go directly into the trot and continue to the end of the straightaway, around the next curve and to the exit (A).

The workout has been completed - Thank You.

|                 |           |
|-----------------|-----------|
| Walk            | -----     |
| Trot            | - - - - - |
| Extended Trot   | — — — — — |
| Canter          | —————     |
| Lead Change     |           |
| Back            |           |
| Reference Point | (B)       |

[SSE/11]

Pattern Provided by:

OIHA Patterns Committee

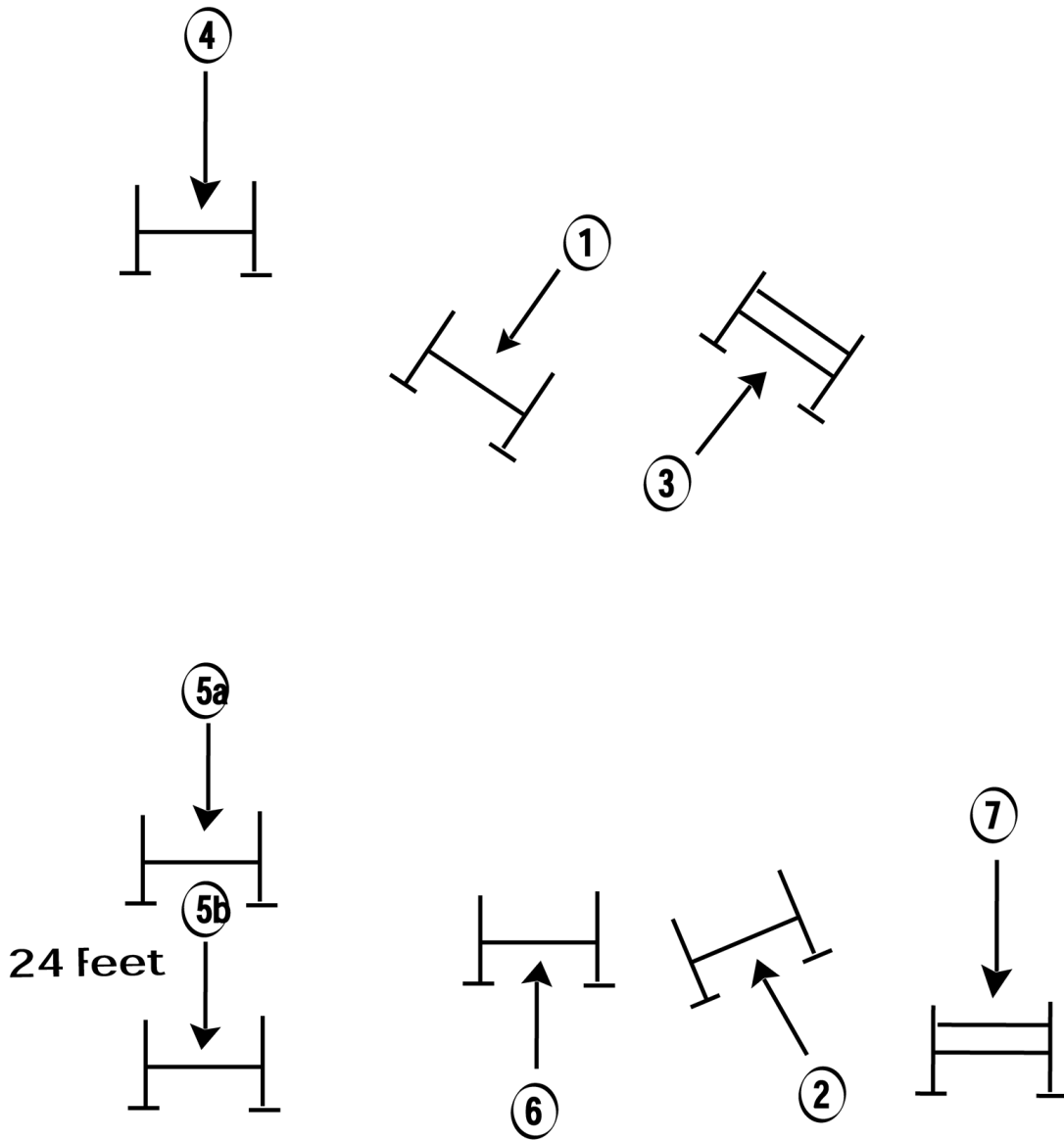
# OIHA Show 3

## Equitation over Fences

Show Date: 10-01-2017

w w w . H o r s e S h o w P a t t e r n s . c o m

w w w . H o r s e S h o w P a t t e r n s . c o m



[HSEOF/6]

Pattern Provided by:

OIHA Patterns Committee

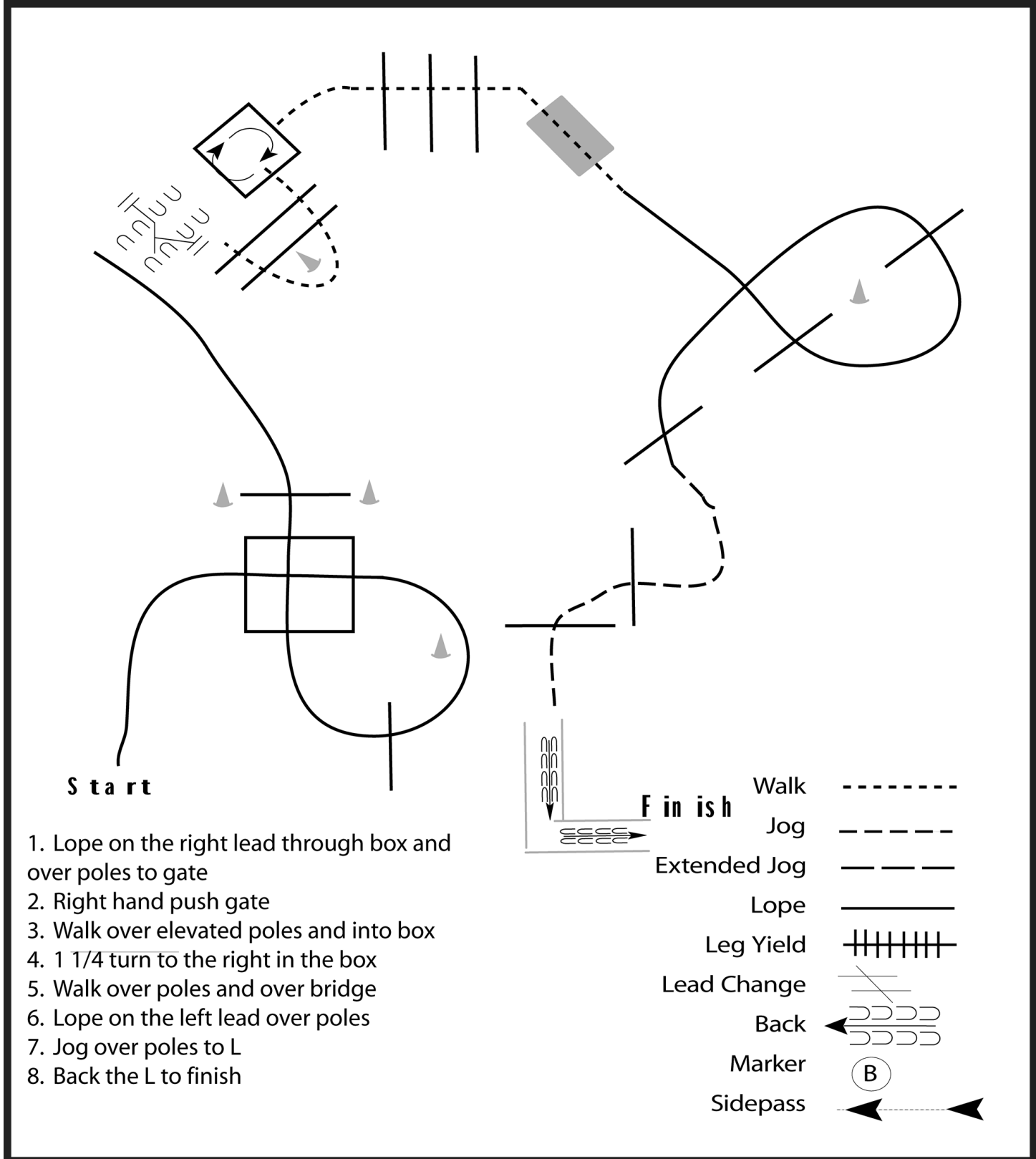
# OIHA Show 3

## Trail

Show Date: 10-01-2017

w w w . H o r s e S h o w P a t t e r n s . c o m

w w w . H o r s e S h o w P a t t e r n s . c o m



Start

Finish

1. Lope on the right lead through box and over poles to gate
2. Right hand push gate
3. Walk over elevated poles and into box
4. 1 1/4 turn to the right in the box
5. Walk over poles and over bridge
6. Lope on the left lead over poles
7. Jog over poles to L
8. Back the L to finish

|              |           |
|--------------|-----------|
| Walk         | -----     |
| Jog          | - - - - - |
| Extended Jog | - . - . - |
| Lope         | —————     |
| Leg Yield    |           |
| Lead Change  | — / —     |
| Back         | ← humps ← |
| Marker       | Ⓚ         |
| Sidepass     | ←-----→   |

[T/2-11]

Pattern Provided by:  
 OIHA Patterns Committee